

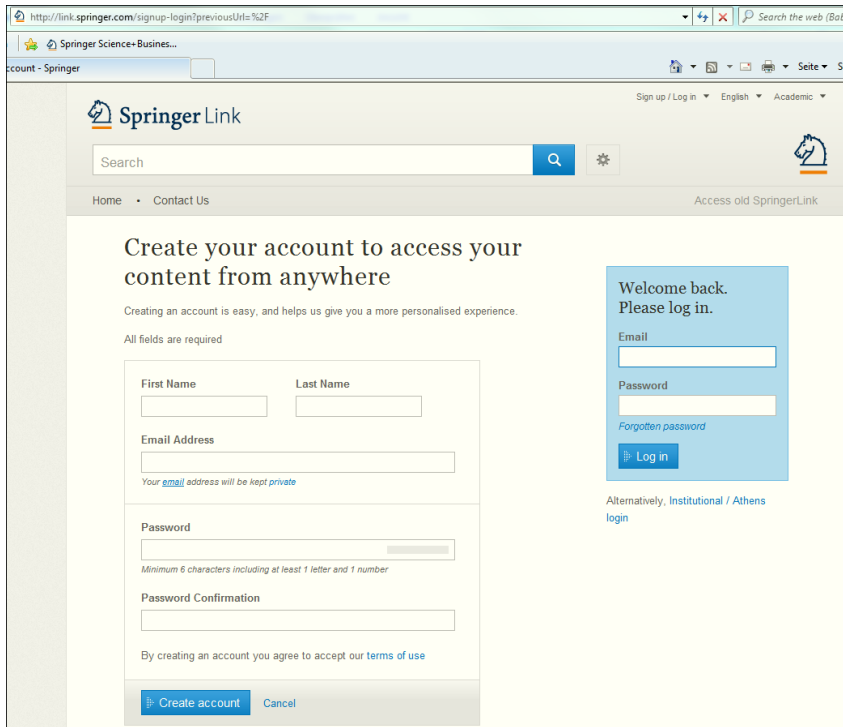
Society Member Access: Association Code Registration

Activating Association Codes on new Springer² Link

Please go to <http://link.springer.com/>

If you are already registered on Springer Link, please Login and skip ahead to slide 6 for instructions on using your token, now called 'Association Code'. (If you have previously registered, but have forgotten your password, see slide 11.)

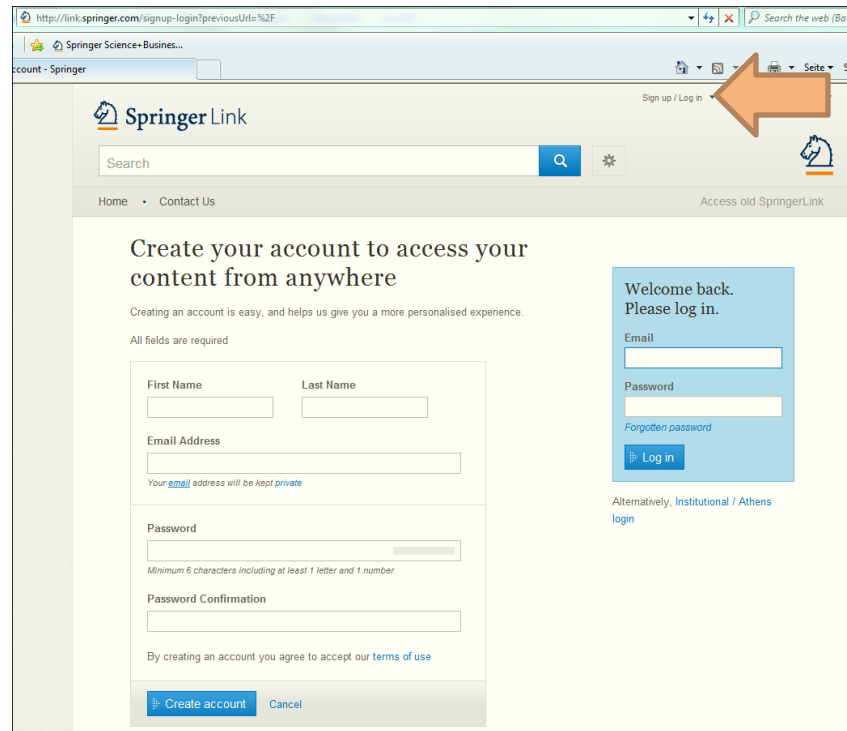
If you have never registered on Springer Link, please Login and select the "Sign up/Log in" option in the login box.



The screenshot shows the Springer Link website interface. At the top, there is a search bar and navigation links for "Home" and "Contact Us". The main content area is titled "Create your account to access your content from anywhere" and includes a "Welcome back. Please log in." section. The account creation form has fields for "First Name", "Last Name", "Email Address", "Password", and "Password Confirmation". The login section has fields for "Email" and "Password". A "Log in" button is visible in the login section. The footer of the form includes a "Create account" button and a "Cancel" button.

Activating Association Codes on new Springer³ Link

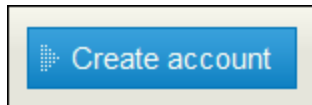
Please go to <http://link.springer.com> and click on “Sign up / Log in” -> “Create your own account to access your content from anywhere”:



Please fill in all fields as required

- First Name
- Last Name
- Email Address
- Password
- Password Confirmation

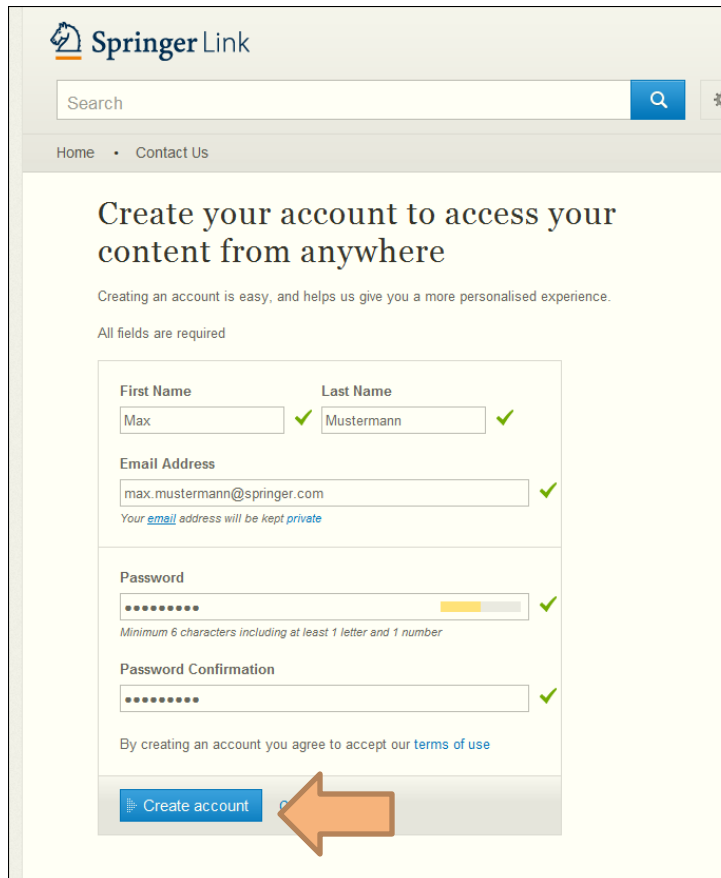
Please click on



to create an individual online-account on New Springer Link.

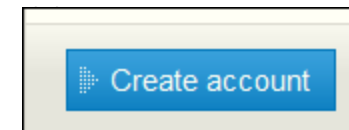
Please be informed that you will need to accept our terms of use by creating an account on <http://link.springer.com>

-> to read our terms of use you can click on **terms of use** and will be automatically re-directed to the following link <http://link.springer.com/termsfuse> to get more detailed information on them



The screenshot shows the Springer Link registration page. At the top, there is a search bar and a settings icon. Below that, a navigation bar contains 'Home' and 'Contact Us'. The main heading reads 'Create your account to access your content from anywhere'. A sub-heading states 'Creating an account is easy, and helps us give you a more personalised experience.' Below this, it says 'All fields are required'. The form fields are: 'First Name' (Max) and 'Last Name' (Mustermann), both with green checkmarks; 'Email Address' (max.mustermann@springer.com) with a green checkmark and a note 'Your email address will be kept private'; 'Password' (masked with dots) with a green checkmark and a strength indicator; and 'Password Confirmation' (masked with dots) with a green checkmark. At the bottom, there is a 'Create account' button with a right-pointing arrow, and a larger orange arrow pointing to it from the left.

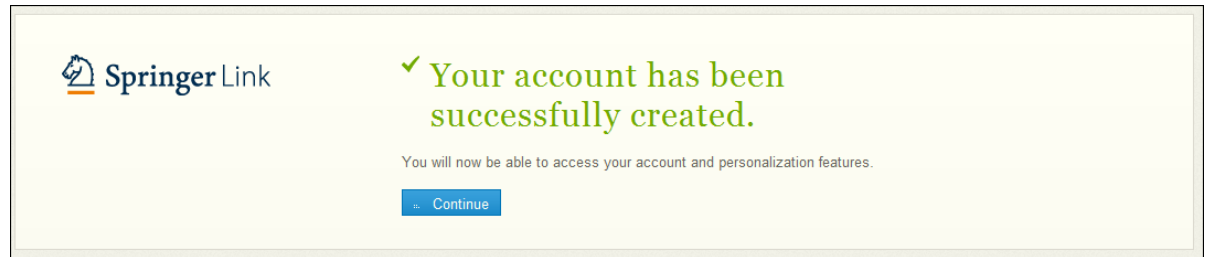
After filling all fields, please be so kind and click



Registering as an Individual:

5

Please make sure your username for the new Springer Link will be your email-address and your password has 6 digits – your password must contain at least one numeric character. Click “Continue.”



Your account has been successfully created.

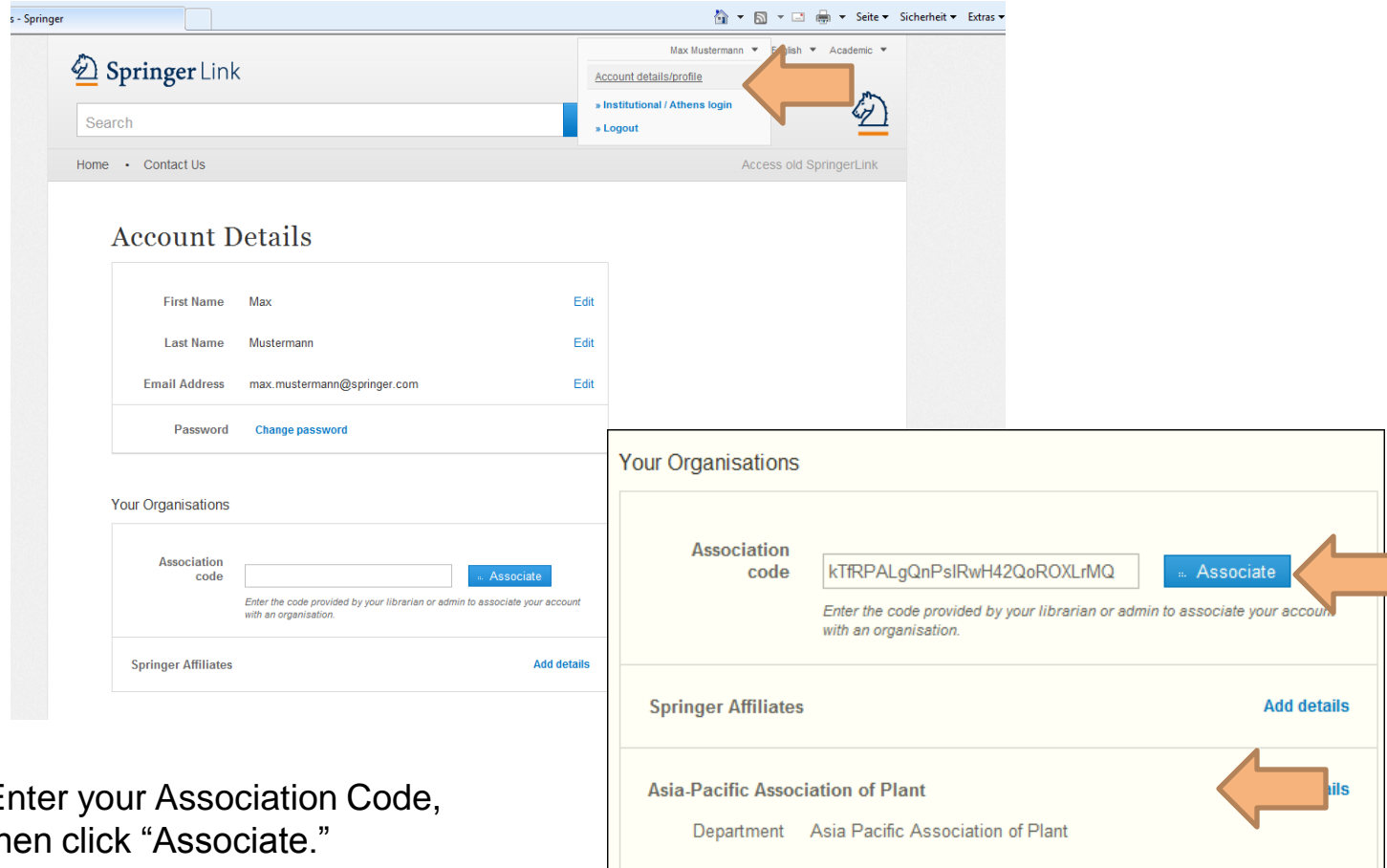
Click “Continue.”

After registration is complete, you may use your Association Code as detailed described on the next slide.

Activating your Association Codes :

6

You can activate your Association Code as follows.
Click on “Account details/profile” -> “Account Details”-> “Association Code”

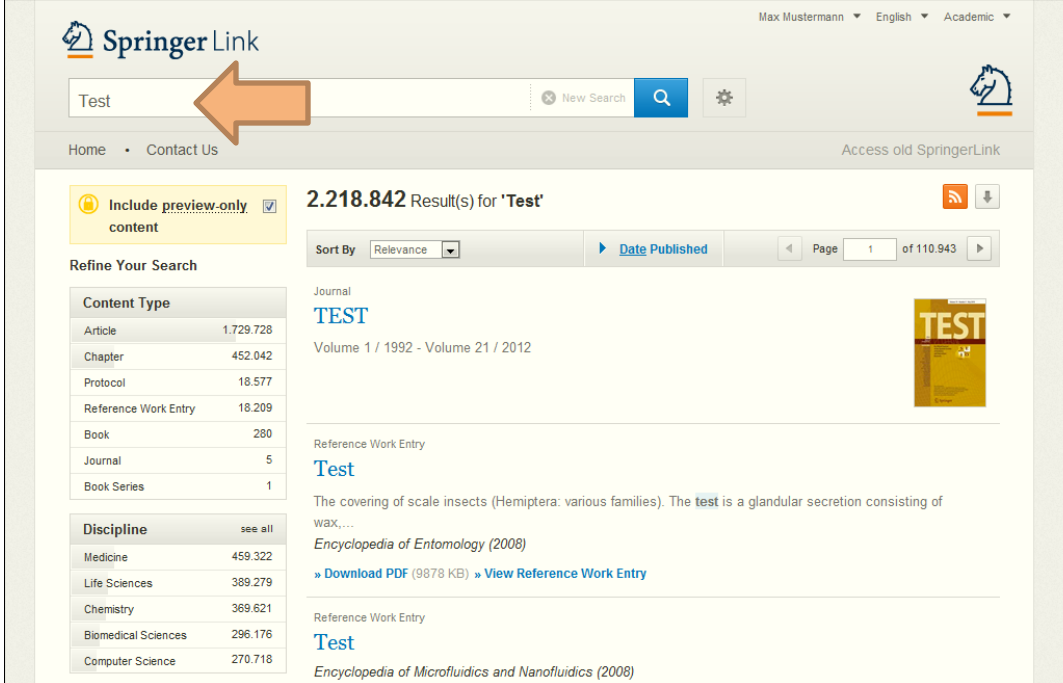


The screenshot shows the SpringerLink account management interface. At the top, the user is logged in as Max Mustermann. A navigation menu includes 'Account details/profile', 'Institutional / Athens login', and 'Logout'. An orange arrow points to 'Account details/profile'. Below this is the 'Account Details' section with fields for First Name (Max), Last Name (Mustermann), Email Address (max.mustermann@springer.com), and Password (Change password). The 'Your Organisations' section contains an 'Association code' input field with an 'Associate' button. A second orange arrow points to this button. Below, a list of 'Springer Affiliates' is shown, with 'Asia-Pacific Association of Plant' selected. A third orange arrow points to the 'Add details' link for this affiliation. The 'Association code' field contains the text 'kTRPALgQnPslRwH42QoROXLrMQ'.

Enter your Association Code,
then click “Associate.”
You are now an associated
member of your society, institution or conference.

You should now have access to Your Publication.

If you are logged into your account, please search for the journal title in the publication search box:



The screenshot shows the Springer Link search interface. At the top, the Springer Link logo is on the left, and user information (Max Mustermann, English, Academic) is on the right. A search bar contains the text 'Test', with an orange arrow pointing to it from the left. To the right of the search bar are buttons for 'New Search', a magnifying glass icon, and a settings gear icon. Below the search bar, there are links for 'Home' and 'Contact Us', and a link to 'Access old SpringerLink'. The main content area shows search results for 'Test'. On the left, there is a 'Refine Your Search' section with two tables: 'Content Type' and 'Discipline'. The 'Content Type' table lists various document types and their counts. The 'Discipline' table lists various academic fields and their counts. The main search results area shows '2.218.842 Result(s) for 'Test'' with a 'Sort By' dropdown set to 'Relevance' and a 'Date Published' link. Below this, there are two search results. The first is a 'Journal' titled 'TEST' with a cover image and the text 'Volume 1 / 1992 - Volume 21 / 2012'. The second is a 'Reference Work Entry' titled 'Test' with a description: 'The covering of scale insects (Hemiptera: various families). The test is a glandular secretion consisting of wax...' and a citation: 'Encyclopedia of Entomology (2008)'. Below this entry are links for 'Download PDF (9878 KB)' and 'View Reference Work Entry'. A third 'Reference Work Entry' titled 'Test' is partially visible at the bottom, with a citation: 'Encyclopedia of Microfluidics and Nanofluidics (2008)'.

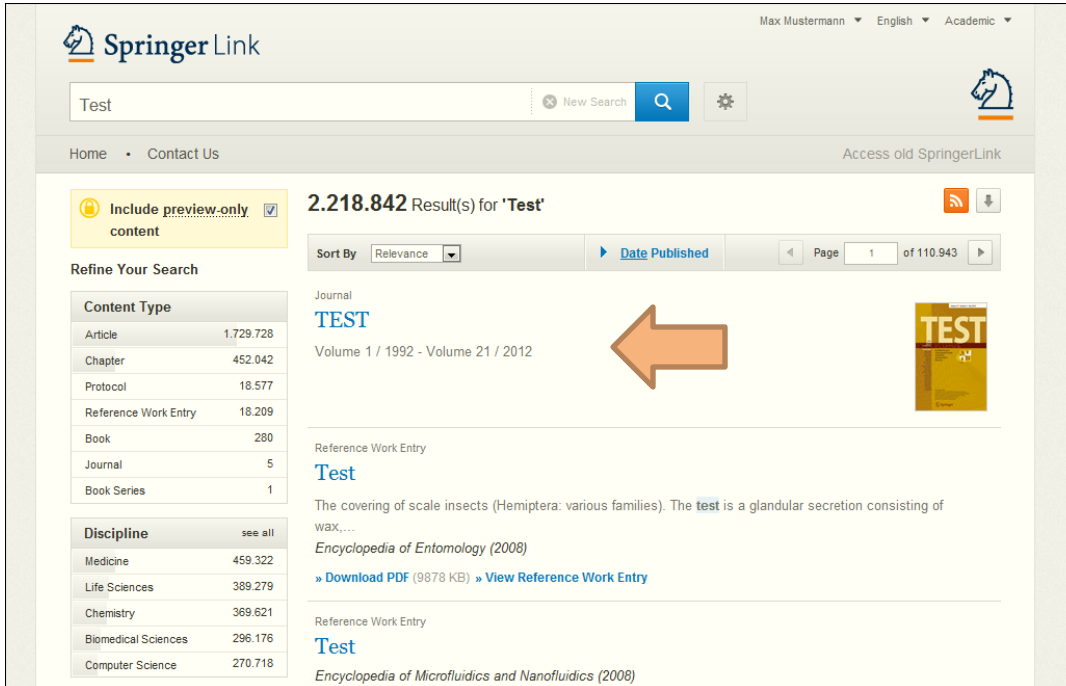
Content Type	
Article	1.729.728
Chapter	452.042
Protocol	18.577
Reference Work Entry	18.209
Book	280
Journal	5
Book Series	1

Discipline	
see all	
Medicine	459.322
Life Sciences	389.279
Chemistry	369.621
Biomedical Sciences	296.176
Computer Science	270.718

Access to society-journal:

8

Your results will include an overview of selected journal's articles.
Please click on the journals' link like below screen:



The screenshot shows the Springer Link search results page for the query 'Test'. The page displays 2,218,842 results. On the left, there are filters for 'Content Type' and 'Discipline'. The main results area shows a list of items, with the first one being a 'Journal' titled 'TEST' (Volume 1 / 1992 - Volume 21 / 2012). An orange arrow points to the 'TEST' link. Below the journal entry, there are two 'Reference Work Entry' items, each titled 'Test', with brief descriptions and links to download PDFs or view reference work entries.

Springer Link

Max Mustermann English Academic

Test New Search

Home Contact Us Access old SpringerLink

Include preview only content

2.218.842 Result(s) for 'Test'

Sort By Relevance Date Published Page 1 of 110.943

Content Type

Content Type	Count
Article	1.729.728
Chapter	452.042
Protocol	18.577
Reference Work Entry	18.209
Book	280
Journal	5
Book Series	1

Discipline see all

Discipline	Count
Medicine	459.322
Life Sciences	389.279
Chemistry	369.621
Biomedical Sciences	296.176
Computer Science	270.718

Journal

TEST

Volume 1 / 1992 - Volume 21 / 2012

Reference Work Entry

Test

The covering of scale insects (Hemiptera: various families). The **test** is a glandular secretion consisting of wax,...

Encyclopedia of Entomology (2008)

» Download PDF (9878 KB) » View Reference Work Entry

Reference Work Entry

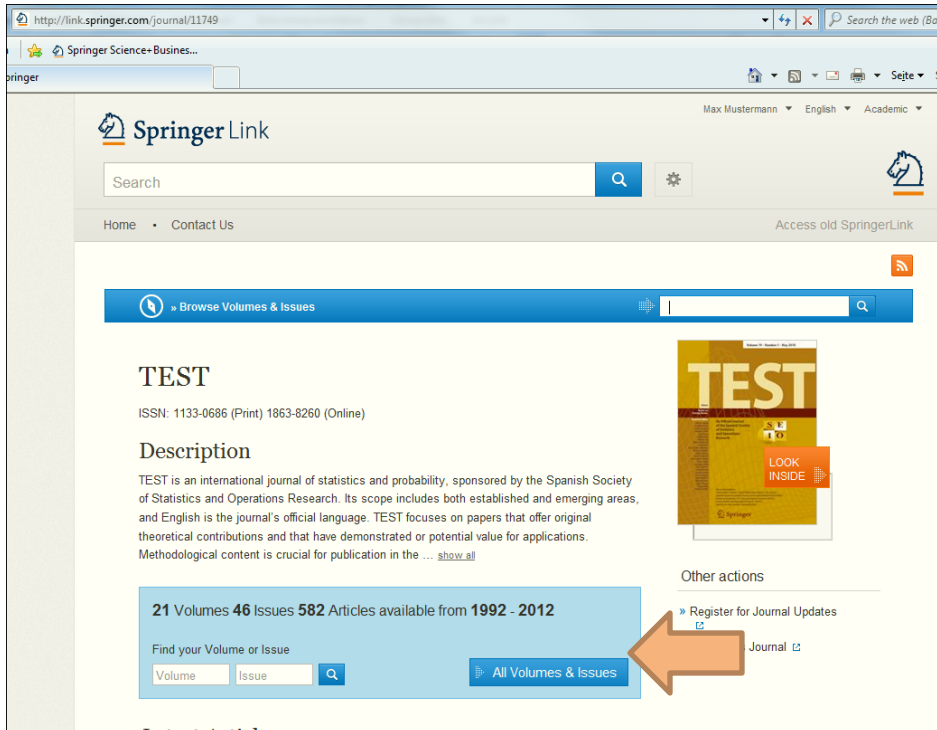
Test

Encyclopedia of Microfluidics and Nanofluidics (2008)

Access to the society journal:

9

- Now you are on the journal's homepage, and when you are now click on All Volume & Issues you will see the complete content of the journal:



The screenshot shows the Springer Link interface for the journal TEST. The page includes a search bar, navigation links, and a description of the journal. A blue box highlights the 'All Volumes & Issues' button, with an orange arrow pointing to it.

Springer Link

Search

Home · Contact Us

Access old SpringerLink

Browse Volumes & Issues

TEST

ISSN: 1133-0686 (Print) 1863-8260 (Online)

Description

TEST is an international journal of statistics and probability, sponsored by the Spanish Society of Statistics and Operations Research. Its scope includes both established and emerging areas, and English is the journal's official language. TEST focuses on papers that offer original theoretical contributions and that have demonstrated or potential value for applications. Methodological content is crucial for publication in the ... [show all](#)

21 Volumes 46 Issues 582 Articles available from 1992 - 2012

Find your Volume or Issue

Volume Issue

All Volumes & Issues

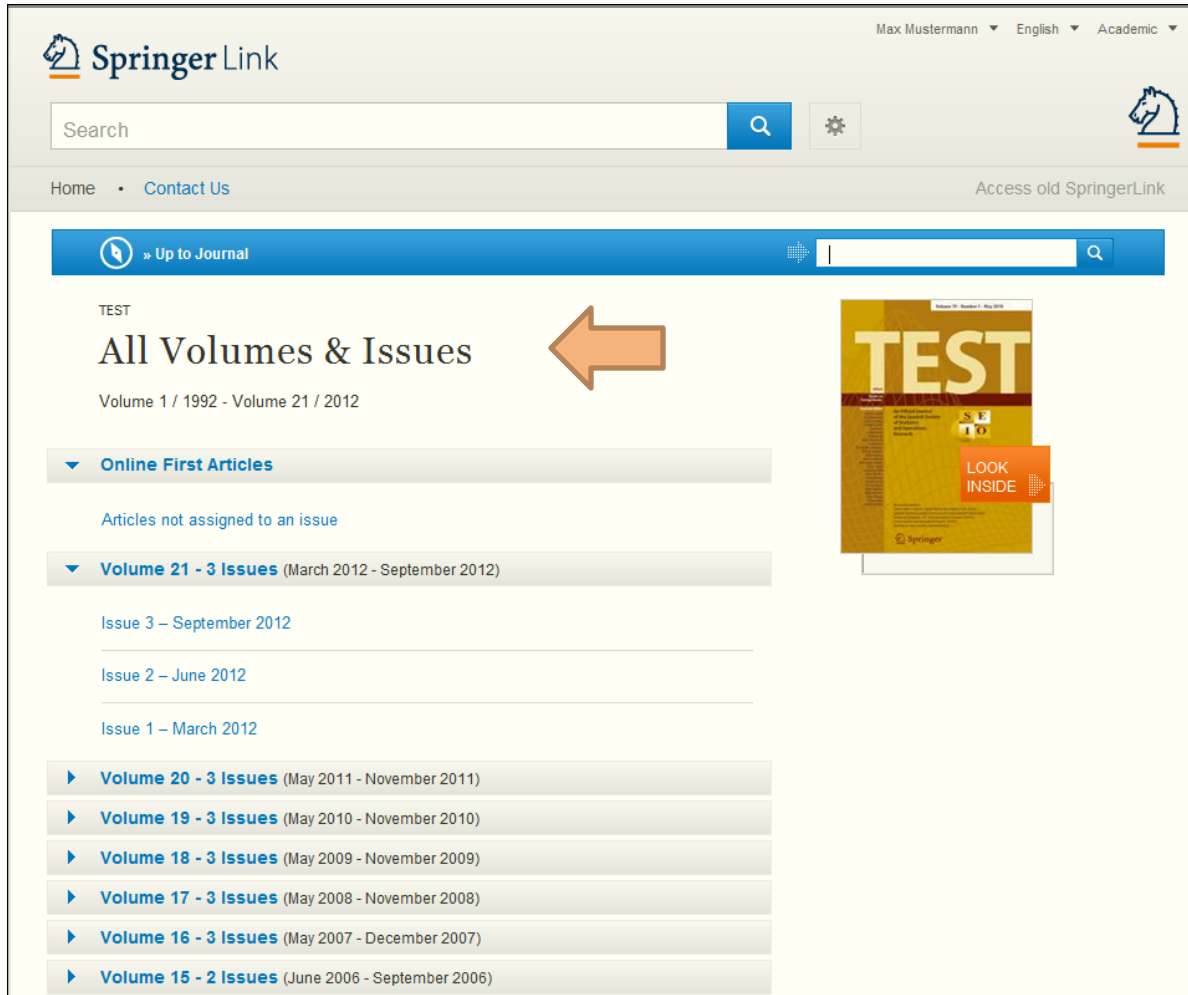
Other actions

Register for Journal Updates

Journal

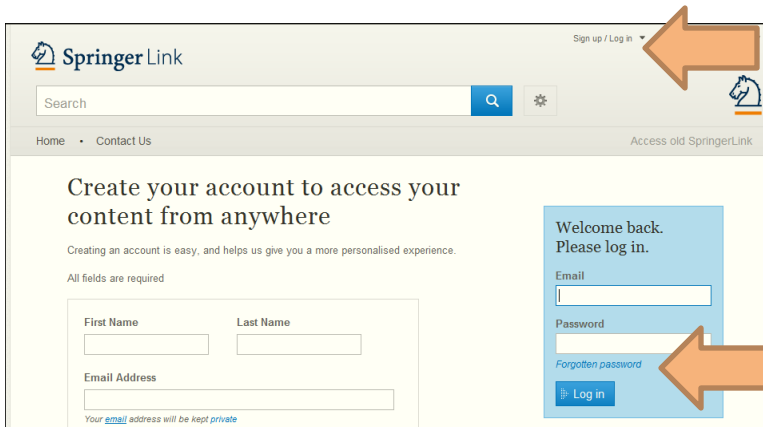
Click “All Volumes & Issues.”

- Now you will see the whole content of the journal and you can make your own selection



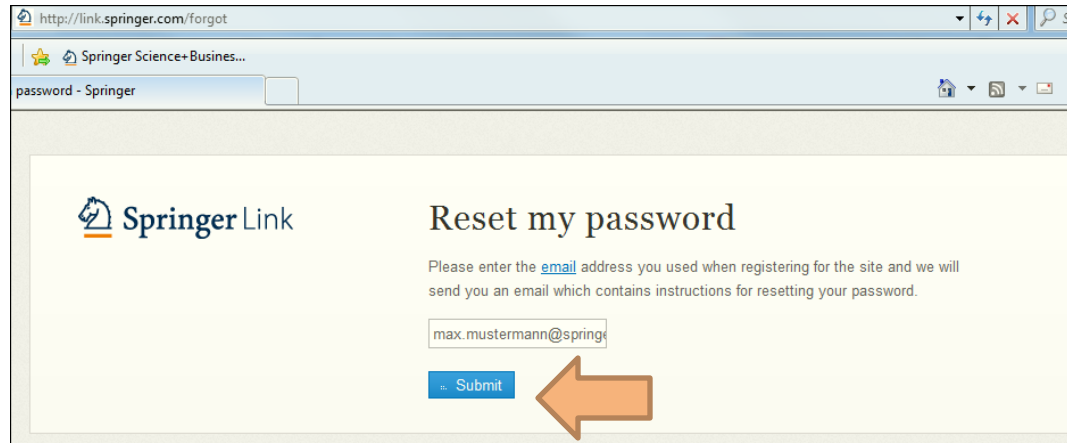
The screenshot shows the SpringerLink interface for the journal 'TEST'. At the top, there is a navigation bar with the SpringerLink logo, user information (Max Mustermann), language (English), and user type (Academic). Below this is a search bar and a settings icon. A blue banner with a magnifying glass icon and the text '» Up to Journal' is visible. The main content area features the journal title 'TEST' and the subtitle 'All Volumes & Issues', with a large orange arrow pointing to it. Below the title, it indicates 'Volume 1 / 1992 - Volume 21 / 2012'. There are two main sections: 'Online First Articles' (with a sub-section 'Articles not assigned to an issue') and 'Volume 21 - 3 Issues' (March 2012 - September 2012). The 'Volume 21' section lists 'Issue 3 - September 2012', 'Issue 2 - June 2012', and 'Issue 1 - March 2012'. Below this, there are expandable sections for 'Volume 20 - 3 Issues' (May 2011 - November 2011), 'Volume 19 - 3 Issues' (May 2010 - November 2010), 'Volume 18 - 3 Issues' (May 2009 - November 2009), 'Volume 17 - 3 Issues' (May 2008 - November 2008), 'Volume 16 - 3 Issues' (May 2007 - December 2007), and 'Volume 15 - 2 Issues' (June 2006 - September 2006). On the right side, there is a journal cover image for 'TEST' with a 'LOOK INSIDE' button.

- Please click on the upper right side Sign up/Log in box
- Then, click on “Forgotten password.”

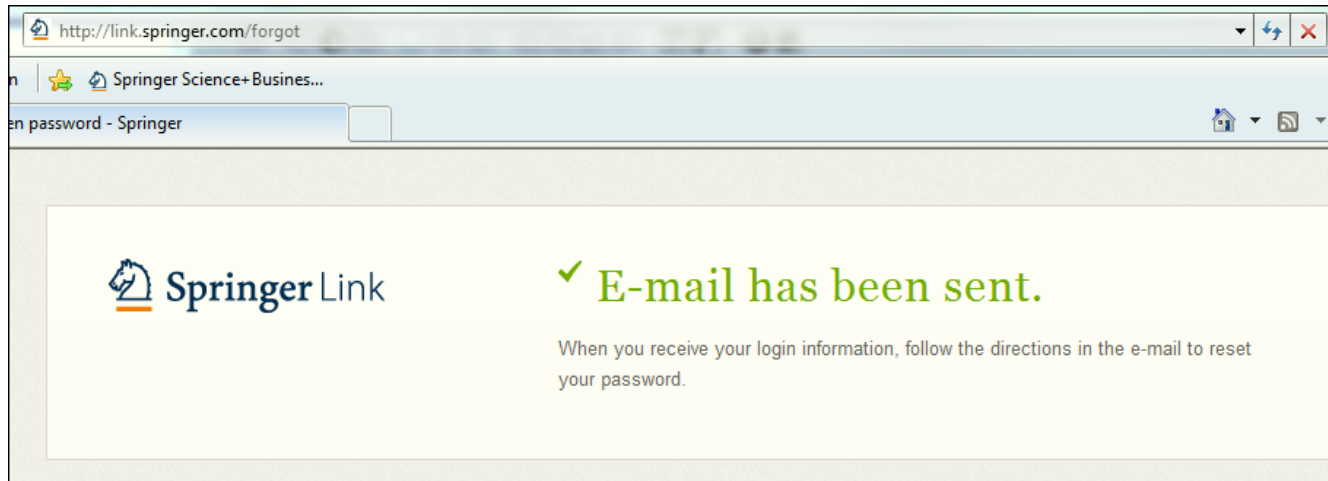


The image shows the SpringerLink login page. At the top right, there is a 'Sign up / Log in' dropdown menu with an arrow pointing to it. Below the navigation bar, there is a search bar and a 'Log in' button. The main content area has a heading 'Create your account to access your content from anywhere' and a sub-heading 'Welcome back. Please log in.' Below this, there are input fields for 'Email' and 'Password', and a 'Log in' button. A 'Forgotten password' link is located below the password field, with an arrow pointing to it.

Please enter your email address, then click on Submit



The image shows the SpringerLink 'Reset my password' page. The URL in the browser is 'http://link.springer.com/forgot'. The page has a heading 'Reset my password' and a sub-heading 'Please enter the email address you used when registering for the site and we will send you an email which contains instructions for resetting your password.' Below this, there is an input field containing the email address 'max.mustermann@springer.com' and a 'Submit' button with an arrow pointing to it.



You will receive an email through onlineservice@springer.com including a link.

Please click on the included link than you will be directed to a page where you can enter your new password.

Select a new password. (Make sure your password contains 6 characters, alpha-numeric and at least one numeric.)